


MECHANICAL ENGINEERING

Engineering Mechanics



Comprehensive Theory
with Solved Examples and Practice Questions






MADE EASY Publications Pvt. Ltd.

Corporate Office: 44-A/4, Kalu Sarai (Near Hauz Khas Metro Station), New Delhi-110016 | **Ph. :** 9021300500

Email : infomep@madeeasy.in | **Web :** www.madeeasypublications.org

Engineering Mechanics

Copyright © by MADE EASY Publications Pvt. Ltd.
All rights are reserved. No part of this publication may be reproduced, stored in or introduced into a retrieval system, or transmitted in any form or by any means (electronic, mechanical, photo-copying, recording or otherwise), without the prior written permission of the above mentioned publisher of this book.



MADE EASY Publications Pvt. Ltd. has taken due care in collecting the data and providing the solutions, before publishing this book. In spite of this, if any inaccuracy or printing error occurs then **MADE EASY Publications Pvt. Ltd.** owes no responsibility. We will be grateful if you could point out any such error. Your suggestions will be appreciated.

EDITIONS

First Edition : 2015
Second Edition : 2016
Third Edition : 2017
Fourth Edition : 2018
Fifth Edition : 2019
Sixth Edition : 2020
Seventh Edition : 2021
Eighth Edition : 2022
Ninth Edition : 2023
Tenth Edition : 2024
Eleventh Edition : 2025
Twelveth Edition : 2026

CONTENTS

Engineering Mechanics

CHAPTER 1

Basics of Vectors 1-9

1.1	Vectors and scalars.....	1
1.2	Equality of vectors.....	1
1.3	Addition of vectors.....	2
1.4	Multiplication of a vector by a number.....	3
1.5	Subtraction of vectors.....	3
1.6	Resolution of Vectors.....	3
1.7	Dot Product or Scalar Product of two vectors.....	4
1.8	Dot product of two vectors in terms of the components along the coordinate axes.....	4
1.9	Cross product or vector product of two vectors.....	5
	<i>Objective Brain Teasers</i>	8

CHAPTER 2

Motion in Space..... 10-20

2.1	Distance and displacement.....	10
2.2	Average speed and instantaneous speed.....	10
2.3	Average velocity and instantaneous velocity.....	11
2.4	Average Acceleration and instantaneous acceleration.....	11
2.5	Rectilinear motion.....	12
2.6	Curvilinear motion.....	15
	<i>Objective Brain Teasers</i>	17
	<i>Conventional Brain Teasers</i>	19

CHAPTER 3

Composition, Resolution and Equilibrium of Forces..... 21-35

3.1	Force.....	21
3.2	Force Systems.....	22
3.3	Resultant Force.....	23

3.4	Composition of Forces.....	23
3.5	Resolution of Forces.....	24
3.6	Equilibrium of Forces.....	24
3.7	Principle of Transmissibility.....	25
3.8	Free Body Diagram.....	26
3.9	Newton's Laws of Motion.....	30
	<i>Objective Brain Teasers</i>	31
	<i>Conventional Brain Teasers</i>	33

CHAPTER 4

Analysis of Simple Trusses..... 36-51

4.1	Plane Trusses.....	36
4.2	Perfect Truss.....	36
4.3	Type of Supports.....	36
4.4	Analysis of a Truss.....	37
	<i>Objective Brain Teasers</i>	47
	<i>Conventional Brain Teasers</i>	49

CHAPTER 5

Virtual Work..... 52-60

5.1	Concept of Virtual Work.....	52
5.2	Principle of Virtual Work.....	52
	<i>Objective Brain Teasers</i>	57
	<i>Conventional Brain Teasers</i>	58

CHAPTER 6

Friction 61-103

6.1	Introduction to Friction.....	61
6.2	Types of Friction.....	61
6.3	Laws of Friction.....	62

6.4	Coefficient of Friction.....	62
6.5	Angle of Friction (ϕ).....	63
6.6	Angle of Repose.....	63
6.7	Force Analysis of a Sliding Body.....	63
6.8	Wedge.....	66
6.9	Rolling Friction.....	69
6.10	Motion of Vehicles on rough Road.....	70
6.11	Belt, Rope and Pulley.....	76
6.12	Screw Jack.....	85
6.13	Two Mating Blocks.....	91
6.14	Friction in Wheels.....	92
	<i>Objective Brain Teasers</i>	98
	<i>Conventional Brain Teasers</i>	100

CHAPTER 7

Work, Power and Energy 104-117

7.1	Introduction.....	104
7.2	Rolling Motion under Gravity.....	107
7.3	Power.....	108
	<i>Objective Brain Teasers</i>	113
	<i>Conventional Brain Teasers</i>	114

CHAPTER 8

Center of Gravity and Moment of Inertia... 118-132

8.1	Center of Gravity.....	118
8.2	Centroid.....	118
8.3	Centroid of Given Lamina.....	118
8.4	Moment of Inertia.....	123
	<i>Objective Brain Teasers</i>	130
	<i>Conventional Brain Teasers</i>	131

CHAPTER 9

Impulse & Momentum 133-143

9.1	Momentum.....	133
9.2	Impulse.....	133
9.3	Impulse-Momentum Theorem.....	133
9.4	Law of Conservation of Linear Momentum.....	134
9.5	Elastic and Inelastic Impact.....	134
	<i>Objective Brain Teasers</i>	141
	<i>Conventional Brain Teasers</i>	142

CHAPTER 10

Rotational Motion 144-158

10.1	Introduction.....	144
10.2	Rotational kinematics.....	144
10.3	Relation between linear motion and rotational motion of a particle on a body.....	145
10.4	Torque of a Force.....	146
10.5	Body in Equilibrium.....	148
10.6	Angular momentum.....	148
10.7	Mass moment of inertia.....	149
10.8	Rolling Without sliding or pure rolling.....	151
	<i>Objective Brain Teasers</i>	153
	<i>Conventional Brain Teasers</i>	156

CHAPTER 11

Lagrangian Equation 159-167

11.1	Introduction.....	159
11.2	Generalized Coordinates.....	160
11.3	Degrees of Freedom.....	160
11.4	Constraints.....	160
11.5	Lagrangian Equations.....	161
11.6	Applications of Lagrange's Equation.....	164



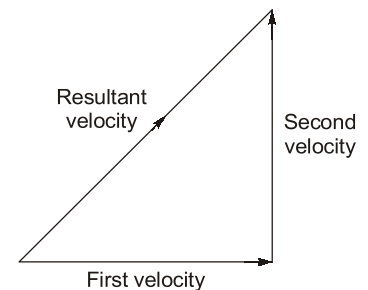
Basics of Vectors

1.1 VECTORS AND SCALARS

Many physical quantities are completely described by a numerical value alone and are added according to the ordinary rules of algebra. As an example the mass of a system is described by saying that it is 5 kg. If two bodies one having a mass of 5 kg and the other having a mass of 2 kg are added together to make a composite system, the total mass of the system becomes $5 \text{ kg} + 2 \text{ kg} = 7 \text{ kg}$. Such quantities are called scalars.

So, a scalar is any positive or negative physical quantity that can be completely specified by its magnitude. Other examples of scalar quantities are length, mass and time.

While the complete description of certain physical quantities requires a numerical value as well as a direction in space. Velocity of a particle is an example of this kind. The magnitude of velocity is represented by a number such as 5 m/s and tells us how fast a particle is moving. But the description of velocity becomes complete only when the direction of velocity is also specified. We can represent this velocity by drawing a line parallel to the velocity and putting an arrow showing the direction of velocity.



Further, if a particle is given two velocities simultaneously, its resultant velocity is different from the two velocities and is obtained by using a special rule known as triangle law.

The physical quantities which have magnitude and direction and which can be added according to the laws of vector addition are called vector quantities. Other examples of vector quantities are force, linear momentum, electric field, magnetic field etc.

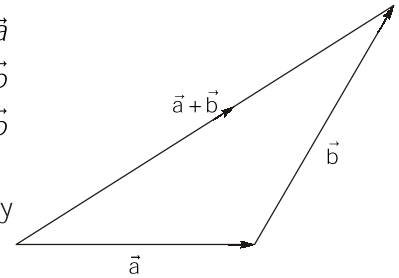
1.2 EQUALITY OF VECTORS

Two vectors (representing two values of the same physical quantity) are called equal if their magnitudes and directions are same. Thus, a parallel translation of a vector does not bring about any change in it.

1.3 ADDITION OF VECTORS

The triangle rule of vector addition is already described above. If \vec{a} and \vec{b} are two vectors to be added, a diagram is drawn in which the tail of \vec{b} coincides with the head of \vec{a} . The vector joining the tail of \vec{a} with the head of \vec{b} is the vector sum of \vec{a} and \vec{b} .

Figure shows the construction. The same rule may be stated in a slightly different way by parallelogram law.



In parallelogram law we draw vectors \vec{a} and \vec{b} with both the tails coinciding as shown in figure. Taking these two as the adjacent sides we complete the parallelogram. The diagonal through the common tails gives the sum of the two vectors.

Suppose the magnitude of $\vec{a} = a$ and that of $\vec{b} = b$. If the angle between \vec{a} and \vec{b} is θ , it is easy to see from figure that

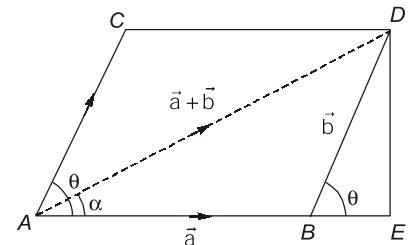
$$\begin{aligned} AD^2 &= (AB + BE)^2 + (DE)^2 \\ &= (a + b\cos\theta)^2 + (b\sin\theta)^2 \\ &= a^2 + 2ab\cos\theta + b^2 \end{aligned}$$

Thus, the magnitude of $\vec{a} + \vec{b}$ is

$$= \sqrt{a^2 + b^2 + 2ab\cos\theta}$$

Its angle with \vec{a} is α where,

$$\tan\alpha = \frac{DE}{AE} = \frac{b\sin\theta}{a + b\cos\theta}$$

**Special cases:**

(a) When two vectors are acting in same direction, then,

$$\theta = 0^\circ$$

$$\therefore |\vec{a} + \vec{b}| = \sqrt{a^2 + b^2 + 2ab} = a + b$$

and

$$\tan\alpha = \frac{b \times \sin 0^\circ}{a + b \cos 0^\circ} = 0$$

\Rightarrow

$$\alpha = 0^\circ$$

Thus, the magnitude of sum of vectors \vec{a} and \vec{b} is equal to the sum of magnitudes of two vectors acting in same direction and their resultant acts in direction of \vec{a} and \vec{b} .

(b) When two vectors acts in opposite directions:

Then,

$$\theta = 180^\circ$$

$$\therefore |\vec{a} + \vec{b}| = \sqrt{a^2 + b^2 - 2ab} = a - b$$

and

$$\tan\alpha = \frac{b \times \sin(180^\circ)}{a + b \times \cos(180^\circ)} = 0$$

\Rightarrow

$$\alpha = 0^\circ \text{ or } 180^\circ$$

Thus, the magnitude of sum of the vectors \vec{a} and $(-\vec{b})$ is equal to the difference of magnitudes of two vectors and their resultant acts in direction of bigger vector.

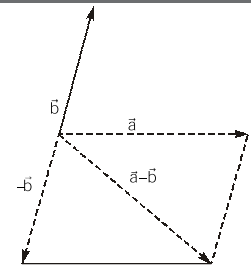
1.4 MULTIPLICATION OF A VECTOR BY A NUMBER

Suppose \vec{a} is a vector of magnitude a and k is a number. We define the vector $\vec{b} = k\vec{a}$ as a vector of magnitude $|ka|$. If k is positive the direction of the vector $\vec{b} = k\vec{a}$ is same as that of \vec{a} . If k is negative, the direction of \vec{b} is opposite to \vec{a} . In particular, multiplication by (-1) just inverts the direction of the vector. The vectors \vec{a} and $-\vec{a}$ have equal magnitudes but opposite directions.

If \vec{a} is a vector of magnitude a and \hat{u} is a vector of unit magnitude in the direction of \vec{a} , we can write $\vec{a} = a\hat{u}$.

1.5 SUBTRACTION OF VECTORS

Let \vec{a} and \vec{b} be two vectors. We define $\vec{a} - \vec{b}$ as the sum of the vector \vec{a} and the vector $(-\vec{b})$. To subtract \vec{b} from \vec{a} , invert the direction of \vec{b} and add to \vec{a} .



1.6 RESOLUTION OF VECTORS

Figure shows a vector $\vec{a} = \vec{OA}$ in the X-Y plane drawn from the origin O. The length OB is called the projection of \vec{OA} on X-axis. Similarly OC is the projection of \vec{OA} on Y-axis. According to the rules of vector addition

$$\vec{a} = \vec{OA} = \vec{OB} + \vec{OC}$$

We have resolved the vector \vec{a} into two parts, one along OX and the other along OY. The magnitude of the part along OX is $OB = a \cos\alpha$ and the magnitude of the part along OY is $OC = a \cos\beta$. If \hat{i} and \hat{j} denote vectors of unit magnitude along OX and OY respectively, we get

$$\vec{OA} = a \cos\alpha \hat{i} \text{ and } \vec{OC} = a \cos\beta \hat{j}$$

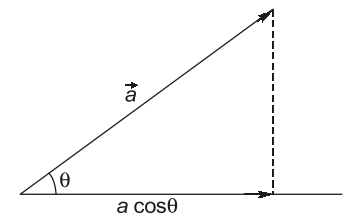
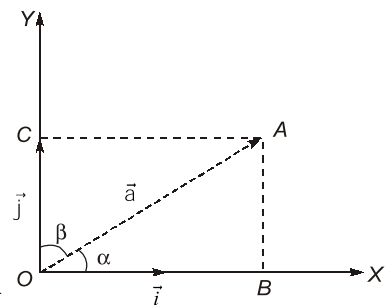
So, that,

$$\vec{a} = a \cos\alpha \hat{i} + a \cos\beta \hat{j}$$

If the vector \vec{a} is not in the X-Y plane, it may have nonzero projections along X, Y, Z axes and we can resolve it into three parts i.e. along the X, Y and Z axes. If α, β, γ be the angles made by the vector \vec{a} with the three axes respectively, we get

$$\vec{a} = a \cos\alpha \hat{i} + a \cos\beta \hat{j} + a \cos\gamma \hat{k}$$

where \hat{i}, \hat{j} and \hat{k} are the unit vectors along X, Y and Z axes respectively. The component of vector \vec{a} along direction making angle θ with it is $a \cos\theta$ which is the projection of \vec{a} along the given direction.



1.7 DOT PRODUCT OR SCALAR PRODUCT OF TWO VECTORS

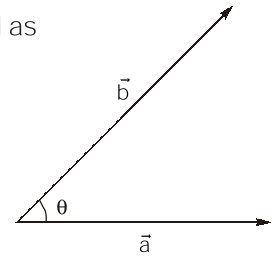
The dot product (also called scalar product) of two vectors \vec{a} and \vec{b} is defined as

$$\vec{a} \cdot \vec{b} = ab \cos \theta$$

The dot product is commutative and distributive.

$$\vec{a} \cdot \vec{b} = \vec{b} \cdot \vec{a}$$

$$\vec{a} \cdot (\vec{b} + \vec{c}) = \vec{a} \cdot \vec{b} + \vec{a} \cdot \vec{c}$$

**EXAMPLE : 1.1**

The work done by a force \vec{F} during a displacement \vec{r} is given by $\vec{F} \cdot \vec{r}$. Suppose a force of 12 N acts on a particle in vertically upward direction and particle is displaced through 2 m in the vertically downward direction. Find the work done by the force during this displacement?

Solution:

The angle between the force \vec{F} and the displacement \vec{r} is 180° . Thus, the work done is

$$\begin{aligned} W &= \vec{F} \cdot \vec{r} \\ &= Fr \cos \theta = 12 \times 2 \times \cos 180^\circ \\ &= -24 \text{ N-m} = -24 \text{ J} \end{aligned}$$

1.8 DOT PRODUCT OF TWO VECTORS IN TERMS OF THE COMPONENTS ALONG THE COORDINATE AXES

Consider two vectors \vec{a} and \vec{b} represented in terms of the unit vectors $\hat{i}, \hat{j}, \hat{k}$ along the coordinate axes as

$$\vec{a} = a_x \hat{i} + a_y \hat{j} + a_z \hat{k}$$

and

$$\vec{b} = b_x \hat{i} + b_y \hat{j} + b_z \hat{k}$$

Then,

$$\vec{a} \cdot \vec{b} = (a_x \hat{i} + a_y \hat{j} + a_z \hat{k}) \cdot (b_x \hat{i} + b_y \hat{j} + b_z \hat{k})$$

$$\begin{aligned} &= \left[\begin{array}{l} a_x b_x \hat{i} \cdot \hat{i} + a_x b_y \hat{i} \cdot \hat{j} + a_x b_z \hat{i} \cdot \hat{k} \\ + a_y b_x \hat{j} \cdot \hat{i} + a_y b_y \hat{j} \cdot \hat{j} + a_y b_z \hat{j} \cdot \hat{k} \\ + a_z b_x \hat{k} \cdot \hat{i} + a_z b_y \hat{k} \cdot \hat{j} + a_z b_z \hat{k} \cdot \hat{k} \end{array} \right] \quad \dots (1) \end{aligned}$$

Since \hat{i}, \hat{j} and \hat{k} are mutually orthogonal.

$$\text{We have } \hat{i} \cdot \hat{j} = \hat{i} \cdot \hat{k} = \hat{j} \cdot \hat{i} = \hat{j} \cdot \hat{k} = \hat{k} \cdot \hat{i} = \hat{k} \cdot \hat{j} = 0$$

$$\text{Also, } \hat{i} \cdot \hat{i} = 1 \times 1 \cos 0 = 1$$

$$\text{Similarly, } \hat{j} \cdot \hat{j} = \hat{k} \cdot \hat{k} = 1$$

Using these relations in equation (1), we get

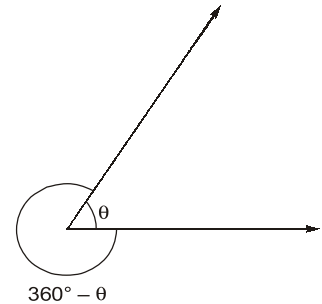
$$\vec{a} \cdot \vec{b} = a_x b_x + a_y b_y + a_z b_z$$

1.9 CROSS PRODUCT OR VECTOR PRODUCT OF TWO VECTORS

The cross product or vector product of two vectors \vec{a} and \vec{b} , denoted by $\vec{a} \times \vec{b}$ is itself a vector. The magnitude of this vector is

$$|\vec{a} \times \vec{b}| = ab \sin\theta \quad \dots (2)$$

where a and b are the magnitude of \vec{a} and \vec{b} respectively and θ is the smaller angle between the two. When two vectors are drawn with both the tails coinciding, two angles are formed between them. One of the angles is smaller than 180° and the other is greater than 180° unless both are equal to 180° . The angle θ used in equation (2) is the smaller one. If both the angles are equal to 180° , $\sin\theta =$



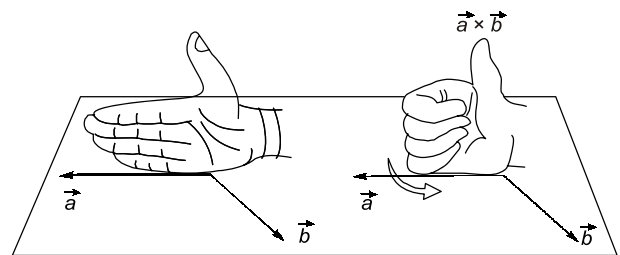
$\sin 180^\circ = 0$ and hence $|\vec{a} \times \vec{b}| = 0$.

Similarly if $\theta = 0$, $\sin\theta = 0$ and $|\vec{a} \times \vec{b}| = 0$.

The cross product of two parallel vectors is zero.

The direction $\vec{a} \times \vec{b}$ is perpendicular to both

\vec{a} and \vec{b} .



Thus, it is perpendicular to the plane formed by \vec{a} and \vec{b} . To determine the direction of arrow on this perpendicular, we use **right hand thumb rule**.

Draw the two vectors \vec{a} and \vec{b} with both the tails coinciding. Now place your stretched right palm perpendicular to the plane of \vec{a} and \vec{b} in such a way that the fingers are along the vector \vec{a} and when the fingers are closed they go towards \vec{b} . The direction of the thumb gives the direction of arrow to be put on the vector $\vec{a} \times \vec{b}$.

Note that this rule makes the cross product non-commutative. In fact,

$$\vec{a} \times \vec{b} = -\vec{b} \times \vec{a}$$

The cross product follows distributive law,

$$\vec{a} \times (\vec{b} + \vec{c}) = \vec{a} \times \vec{b} + \vec{a} \times \vec{c}$$

It does not follow the associative law

$$\vec{a} \times (\vec{b} \times \vec{c}) \neq (\vec{a} \times \vec{b}) \times \vec{c}$$

When we choose a coordinate system any two perpendicular lines may be chosen as X and Y axes. However, once X and Y axes are chosen, there are two possible choices of Z-axis. The Z-axis must be perpendicular to the X-Y plane. But the positive direction of Z-axis may be defined in two ways. We choose the positive direction of Z-axis in such a way that

$$\hat{i} \times \hat{j} = \hat{k}$$

Such a coordinate system is called a **right handed system**. In such a system

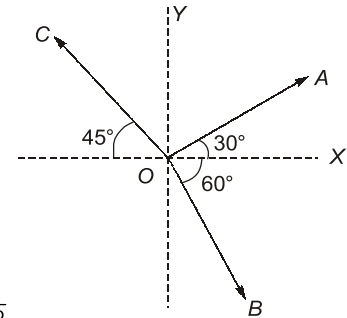
$$\hat{j} \times \hat{k} = \hat{i} \quad \text{and} \quad \hat{k} \times \hat{i} = \hat{j}$$

Of course,

$$\hat{i} \times \hat{i} = \hat{j} \times \hat{j} = \hat{k} \times \hat{k} = 0$$

EXAMPLE : 1.2

The magnitudes of vectors \vec{OA} , \vec{OB} and \vec{OC} in the figure shown are equal. Find the direction of $\vec{OA} + \vec{OB} - \vec{OC}$.

**Solution:**

Let,

$$OA = OB = OC = F$$

$$x\text{-component of } \vec{OA} = F \cos 30^\circ = F \frac{\sqrt{3}}{2}$$

$$x\text{-component of } \vec{OB} = F \cos 60^\circ = \frac{F}{2}$$

$$x\text{-component of } \vec{OC} = F \cos 135^\circ = -\frac{F}{\sqrt{2}}$$

$$x\text{-component of } \vec{OA} + \vec{OB} - \vec{OC} = \left(\frac{F\sqrt{3}}{2}\right) + \left(\frac{F}{2}\right) - \left(-\frac{F}{\sqrt{2}}\right) = \frac{F}{2}(\sqrt{3} + 1 + \sqrt{2})$$

$$y\text{-component of } \vec{OA} = F \cos 60^\circ = \frac{F}{2}$$

$$y\text{-component of } \vec{OB} = F \cos 120^\circ = -\frac{F\sqrt{3}}{2}$$

$$y\text{-component of } \vec{OC} = F \cos 45^\circ = \frac{F}{\sqrt{2}}$$

$$y\text{-component of } \vec{OA} + \vec{OB} - \vec{OC} = \left(\frac{F}{2}\right) + \left(-\frac{F\sqrt{3}}{2}\right) - \left(\frac{F}{\sqrt{2}}\right) = \frac{F}{2}(1 - \sqrt{3} - \sqrt{2})$$

Angle of $\vec{OA} + \vec{OB} - \vec{OC}$ with the x -axis

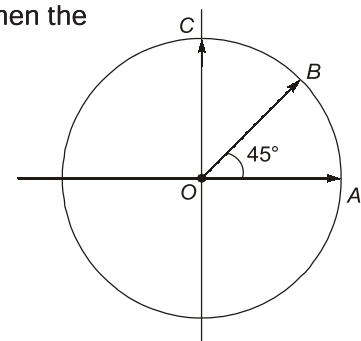
$$= \tan^{-1} \frac{\frac{F}{2}(1 - \sqrt{3} - \sqrt{2})}{\frac{F}{2}(1 + \sqrt{3} + \sqrt{2})} = \tan^{-1} \frac{(1 - \sqrt{3} - \sqrt{2})}{(1 + \sqrt{3} + \sqrt{2})}$$

EXAMPLE : 1.3

If the radius of the circle shown in the figure is R , then the resultant of the three vectors \vec{OA} , \vec{OB} and \vec{OC} is

(a) $R(1 + \sqrt{2})$ (b) $2R(1 + \sqrt{2})$

(c) $3R(1 + \sqrt{2})$ (d) $R(1 + 2\sqrt{2})$

Solution: (a)

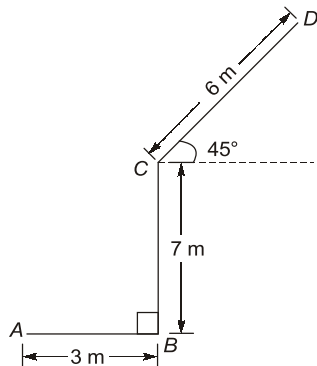


OBJECTIVE BRAIN TEASERS

Q.1 A particle whose speed is 25 m/sec moves along the line from $A(2, 1)$ to $B(9, 25)$. The velocity vector of the particle in the form $a\hat{i} + b\hat{j}$ is

- (a) $(7\hat{i} + 7\hat{j})$ m/s (b) $(7\hat{i} + 24\hat{j})$ m/s
(c) $(24\hat{i} + 12\hat{j})$ m/s (d) $(24\hat{i} + 7\hat{j})$ m/s

Q.2 A particle moves along a path ABCD as shown in the figure. The magnitude of net displacement of the particle from A to D is



- (a) 9.26 m (b) 13.37 m
(c) 10.42 m (d) 8.38 m

Q.3 If $(\vec{a} + \vec{b})$ is perpendicular to \vec{b} and $\vec{a} + 2\vec{b}$ is perpendicular to \vec{a} . If $|\vec{a}| = a$ and $|\vec{b}| = b$, then

- (a) $a = b$ (b) $a = 2b$
(c) $b = 2a$ (d) $a = b\sqrt{2}$

Q.4 Two forces are acting on a body, $\vec{F}_1 = 2\hat{i} + 3\hat{j}$ and it does 8J of work, $\vec{F}_2 = 3\hat{i} + 5\hat{j}$ and it does -4J of work on body. The magnitude of displacement traversed by the body is

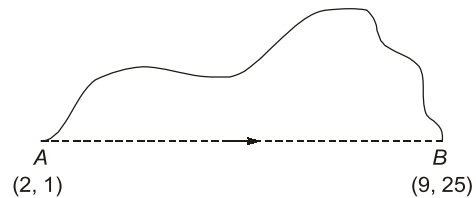
- (a) 57.27 m (b) 30.53 m
(c) 54.40 m (d) 61.06 m

ANSWER KEY

1. (b) 2. (b) 3. (d) 4. (d)

HINTS & EXPLANATIONS

1. (b)
Velocity vector is given by the product of magnitude of velocity (speed) multiplied by the unit vector along velocity.

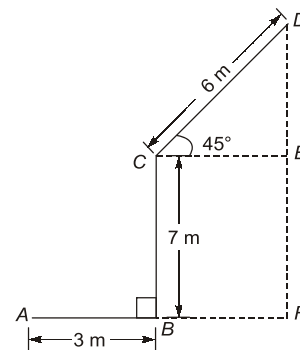


Unit vector along velocity,

$$\widehat{AB} = \frac{\overline{AB}}{|\overline{AB}|} = \frac{(9-2)\hat{i} + (25-1)\hat{j}}{\sqrt{7^2 + 24^2}}$$

$$\begin{aligned}\vec{V} &= |\vec{V}| \widehat{AB} = 25 \left(\frac{7\hat{i} + 24\hat{j}}{25} \right) \\ &= (7\hat{i} + 24\hat{j}) \text{ m/s}\end{aligned}$$

2. (b)
The displacement of the particle from A to D is given by AD



$$\begin{aligned}AD &= \sqrt{AF^2 + DF^2} = \sqrt{(AB + BF)^2 + (DE + EF)^2} \\ &= \sqrt{(3 + 6\cos 45^\circ)^2 + (7 + 6\sin 45^\circ)^2} \\ &= \sqrt{(7.24)^2 + (11.24)^2} \\ &= \sqrt{52.41 + 126.33} = \sqrt{178.74} \\ &= 13.37 \text{ m}\end{aligned}$$

3. (d)

From the given conditions, $(\vec{a} + \vec{b})$ is perpendicular to \vec{b} , therefore their dot product is zero.

$$(\vec{a} + \vec{b}) \cdot \vec{b} = 0$$

$$\vec{a} \cdot \vec{b} + |\vec{b}|^2 = 0$$

$$\vec{a} \cdot \vec{b} + b^2 = 0 \quad \dots (i)$$

Similarly,

$$(\vec{a} + 2\vec{b}) \cdot \vec{a} = 0$$

$$|\vec{a}|^2 + 2\vec{a} \cdot \vec{b} = 0$$

$$a^2 + 2\vec{a} \cdot \vec{b} = 0 \quad \dots (ii)$$

From equations (i) and (ii), we get

$$-\frac{a^2}{2} = -b^2$$

$$\therefore a = \pm\sqrt{2}b$$

Neglecting negative sign as magnitude cannot be negative, therefore $a = \sqrt{2}b$.

4. (d)

Let the displacement of the body is given by

$$\vec{r} = x\hat{i} + y\hat{j}$$

work done by first force,

$$W_1 = \vec{F}_1 \cdot \vec{r} = 8$$

$$\therefore (2\hat{i} + 3\hat{j}) \cdot (x\hat{i} + y\hat{j}) = 8$$

$$2x + 3y = 8 \quad \dots (i)$$

Work done by second force,

$$W_2 = \vec{F}_2 \cdot \vec{r} = -4$$

$$(3\hat{i} + 5\hat{j}) \cdot (x\hat{i} + y\hat{j}) = -4$$

$$3x + 5y = -4 \quad \dots (ii)$$

Solving (i) and (ii) equation, we get

$$x = 52, y = -32$$

$$\therefore \vec{r} = 52\hat{i} - 32\hat{j}$$

$$|\vec{r}| = \sqrt{(52)^2 + (-32)^2} = \sqrt{3728} \\ = 61.06 \text{ m}$$

